

Sharing the Studio: How Creative Livestreaming can Inspire, Educate, and Engage

C. Ailie Fraser^{1,2}, Joy O. Kim², Alison Thornsberry², Scott Klemmer¹, Mira Dontcheva²

Design Lab, UC San Diego¹; Adobe Research²

{cafraser, srk}@ucsd.edu; {joykim, thornsbe, mirad}@adobe.com

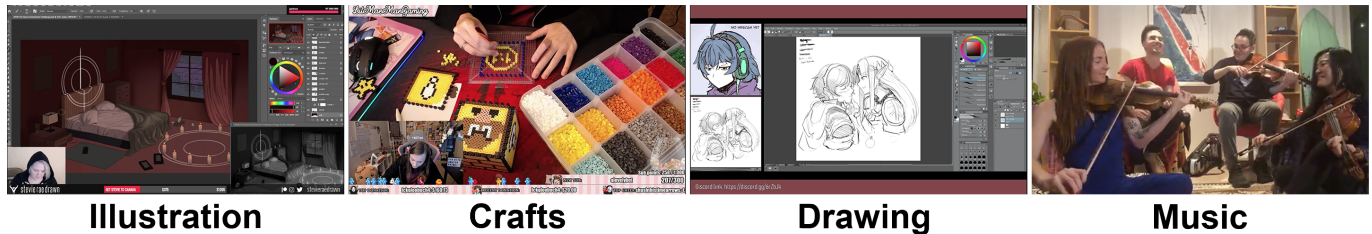


Figure 1. Examples of creative livestreams on Twitch, YouTube, and Facebook. Artists stream videos of themselves working on creative projects.¹

ABSTRACT

Many artists livestream their creative process, allowing viewers to learn and be inspired from the decisions – and mistakes – they make along the way. This paper presents the first broad look at the range of creative activities people stream. Through content analysis of livestream archives, interviews with 8 streamers, and online surveys with 165 viewers, we study current practices and challenges in creative livestream communities and compare them with prior observations of livestreaming in other domains. We observed four common types of creative livestreams: teaching, making, socializing, and performing. We identify three open questions for the research community around how to better support the goals of creative streamers and viewers: how to support richer audience interactions at scale, how to support all parts of the creative process, and how to support watching livestream archives.

Author Keywords

livestreaming; online video; creativity

CCS Concepts

•Human-centered computing → Social content sharing;

INTRODUCTION

Artists communicate and share their creative work through online & on-land galleries, communities, and social media [11]. Some also share works-in-progress, how-to tutorials, and videos describing the process that leads them to a final product. Prior work has shown that seeing and sharing the creative process is beneficial for creativity [11]. However,

Permission to make digital or hard copies of all or part of this work for personal or classroom use is granted without fee provided that copies are not made or distributed for profit or commercial advantage and that copies bear this notice and the full citation on the first page. Copyrights for components of this work owned by others than the author(s) must be honored. Abstracting with credit is permitted. To copy otherwise, or republish, to post on servers or to redistribute to lists, requires prior specific permission and/or a fee. Request permissions from permissions@acm.org.

CC '19, June 23–26, 2019, San Diego, CA, USA

© 2019 Copyright held by the owner/author(s). Publication rights licensed to ACM. ISBN 978-1-4503-5917-7/19/06...\$15.00

DOI: <https://doi.org/10.1145/3325480.3325485>

these highly curated windows into process require time and effort for the creators to produce and share.

Many artists have begun to broadcast live video as they work on graphic design, crafting, drawing, or music through platforms like Twitch and YouTube². Livestreaming allows creators to share their unedited process *while* they work. These videos usually feature the artist's workspace, a view of their face, and their audio narration as they work (Figure 1). Viewers get an inside look into the creative process, learning from artists' decisions, mistakes, and surprises [2, 5]. Some also interact with artists directly via text chat. Communities have formed around creative livestreaming, including dedicated platforms such as Picarto³. Livestreaming democratizes the studio-apprentice model, enabling anyone to see experts' in-context choices by working alongside them [23].

This paper seeks to understand what makes creative livestreaming so appealing for those who stream and those who watch. We provide the first broad look at the range of creative activities people stream. Perhaps the three most popular genres for livestreams are video gaming [6, 12, 20, 26], programming [2, 4], and lifestyle [17, 28]. This paper looks at the use of livestreaming to share the process behind creating an original artifact. We use Twitch's definition of creative work: "visual art, woodworking, costume creation, prop building, music composition, or any other process in which you entertain and connect around a creative activity" [19]. These activities focus on creating a novel artifact, unlike typical video games or lifestyle streaming.

We explore three main questions:

1. **What are creative livestreams?** For a general sketch of creative livestreams, we present a content analysis of a

¹Sources for video screenshots, from left to right: bit.ly/2SK5zWE, bit.ly/2Bv9Y69, bit.ly/2SJYFRa, bit.ly/2TK12Rq

²twitch.tv, youtube.com

³picarto.tv

sample of livestreams that illustrates the range of content people stream and the different types of creative livestreams.

2. **Why and how do people stream creative work?** Which parts of their process do they stream? To understand streamers' motivations, processes, and challenges, we present findings from interviews with 8 creative livestreamers and compare their experiences with streamers in other domains.
3. **Why do people watch creative livestreams?** To understand the audience these streamers reach, we present findings from three online surveys with 165 viewers that highlight learning and inspiration as key motivators, with entertainment and community close behind.

We found that viewers often seek to learn and be inspired from creative livestreams. Notably, inspiration is a much more prominent theme compared with prior work in other livestreaming domains such as gaming. However, many streaming platforms are not designed to support these goals. Audience engagement is particularly important for streamers, but can be difficult to achieve because of the conflicting goals different viewers may have and the deep focus creative work often requires.

WHAT ARE CREATIVE LIVESTREAMS?

Popular livestreaming platforms include Twitch, YouTube, Facebook, Instagram, and Periscope. Picarto, a livestreaming platform dedicated to creative work, launched in 2013. Twitch launched its *Creative* category in 2015 [19]. To deal with its explosion in popularity, Twitch replaced the *Creative* category with six more-specific categories in September 2018: *Art*, *Music & Performing Arts*, *Science & Technology*, *Beauty & Body Art*, *Food & Drink*, and *Makers & Crafting* [21]. Creative livestreams also appear on many other platforms, but often without a distinct category. For example, many creative streams on YouTube are categorized as *Education*, *How-to & Style*, or even *Gaming*.

Livestream videos (Figure 2) typically show the artist's full screen (when working on a computer) or workspace (for physical work) and a camera view of their face. Livestreams usually also feature a live chat, allowing viewers to communicate with each other and the artist.

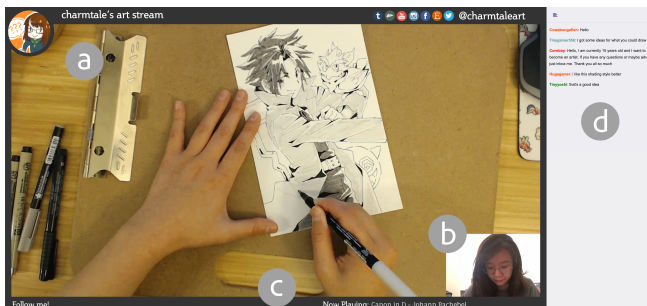


Figure 2. A typical creative livestream setup. (a) A camera or screen-cast displays the artist's workspace. (b) A second camera shows the artist's face. (c) Graphical overlays provide ambient information about the artist (e.g., social media pages) and display interactions with the audience (e.g., pop-ups that appear when viewers subscribe or donate to the stream). (d) Live chat allows viewers to communicate with the streamer.

To learn more about creative livestreams, we studied two popular platforms: Twitch and YouTube. As these large platforms cover many types of content, we narrowed our investigation to the *Creative* category on Twitch and the *Adobe Live* video series on YouTube. Through this, we see how streams and communities differ across platforms.

Creative livestreams on Twitch: Content analysis

To better understand the format and content of creative livestreams, we analyzed a sample of videos on Twitch, one of the most popular platforms for livestreaming. For each creative category, we gathered aggregate metrics about streamers and viewers. We watched and took notes on a sample of 29 videos. We identified four common types of creative livestreams that will appear throughout the paper: *Teaching*, *Making*, *Socializing*, and *Performing*.

Methodology

To measure the popularity and activity in each of the six creative categories, we queried the Twitch API 4 times a day for 7 days to obtain the number of currently-live streams and number of currently-watching viewers in each category.

We also used the Twitch API to download metadata about the videos in each category (limited to top 600) and randomly selected 50 archived English livestream videos. Four annotators (including the first author) watched each of these videos. Ten videos were not available for viewing and thus excluded (either because their archive expired between being downloaded and being annotated, or because they were only available to subscribers of a channel). Another 11 videos were excluded as they showed video games, TV show reruns, or live event coverage. While these videos were categorized as creative on Twitch, they did not reflect our definition of creative work, namely the creation of a novel artifact. This yielded 29 videos. For each, annotators took notes in a structured spreadsheet on the content presented, camera setup, overall structure of the stream, artist's presentation style, and chat activity.

While this sample does not capture all types of creative activities one might livestream, our hope is that by analyzing a set of canonically creative activities we can shed light on a broader set of activities that might also have a creative component (e.g., video games that involve creating artifacts).

Results: Most streamers focus on work & engage with viewers

Table 1 shows overall metrics for the creative categories on Twitch. The most popular categories by far are *Art* and *Music & Performing Arts*. The category with the most viewers watching per stream is *Food & Drink*, likely because there

Category	Avg. # livestreams	Avg. # live viewers	Avg. # viewers / stream
Art	339	6417	21
Beauty & Body Art	5	177	17
Food & Drink	19	1088	64
Makers & Crafting	40	680	16
Music & Performing Arts	286	6881	24
Science & Technology	91	1155	12

Table 1. Summary of popularity of Twitch's creative livestream categories. The number of currently-live streams and currently-watching viewers were collected 4 times a day for a week and then averaged.

are fewer streams to choose from relative to the number of interested viewers. These communities are small relative to the most popular games; for example, the game Fortnite has between 5,000 and 10,000 streams live on Twitch at any given time, with around 100,000 total viewers watching.

The videos span a range of creative activities (Table 2). The average video length was 3h46m, not including time spent gaming – a few artists combined both creative work and video gaming into one stream, spending the first part on creative work then switching to gaming when they were finished. The shortest video was 1h3m; the longest was 7h56m. These videos are notably longer than most non-livestream videos.

Almost all videos contained either a screencast view for work being done on a computer (13/29) or a camera view for physical work (15/29). One showed a distant camera view of the artist producing music in a studio. Most (26/29) showed the artist’s face: in 10 as part of the main camera feed, and 16 as a separate feed overlaid in a corner (as in Figure 2). Almost all artists (27/29) talked out loud while streaming; of the two silent streamers, one occasionally posted in the chat. Most artists talked about a mix of their work and other topics (18/29). Some talked only about their work (9), or only about other topics (1). One was a variety show, so the talking *was* the work. Many videos (19/29) included background music.

Most artists engaged with the chat at least sometimes (24/29). 18 artists engaged frequently with the chat, and 6 occasionally. Three videos did not show a chat replay despite the artist referring to the chat; we assume it was not saved or had been hidden. In all 26 remaining videos, viewers asked questions at least occasionally, or in some videos (9/26) frequently. In half of these videos, all chat questions appeared to get answered; in the rest, some (7/13) or many (4/13) questions went unan-

swered. In 2 videos, most chat questions were answered by other viewers or moderators in the chat.

Four common types of creative livestreams

We identified four common types of creative livestreams. We also observed these in interviews with streamers in the next section. Sjöblom *et al.* [27] offer a similar characterization of video game livestreams; we found some key differences and fewer overall types of structures. Table 2 shows the primary type of each stream in our sample set. These are general high-level trends; some streams bridge multiple types.

Teaching streams have an instructional focus, where the streamer is educating the viewers. These include step-by-step how-to demonstrations of tasks such as cooking a recipe, producing a photo-editing effect, or creating DIY costumes. Other examples include critiquing others’ work, answering viewers’ questions, or explaining a topic.

Making streams focus primarily on creative work and process, but not explicit teaching. These include an artist silently drawing, a streamer attempting a new task they have not tried before and talking their way through it, and an artist making pottery and describing *what* they are doing but not *how*.

Socializing streams feature the streamer chatting casually with viewers, often while working on a project, such as makeup or sewing (but the project is not the main focus). These are often described as “chill” streams. Socializing streams often have tight-knit communities; the streamer will recognize the names of viewers in the chat and ask them how they are doing.

Performing streams feature the artist performing their work. Naturally, these mostly include performative arts like music and acting (*e.g.*, as opposed to drawing). Like with Making, the focus is on the artist’s work; in this case the artist does not talk about what they are doing, they just do it. Performing streams differ from non-live recordings in that they often take a more casual improvisational form, rather than scripted performance (*e.g.*, musical “jam sessions” or improv acting).

Within each type, the amount of interaction between the streamer and the audience varies. Some streamers hold “request streams” or “Q&A streams”, where the content and flow are determined by audience requests or questions, respectively. Some hold contests or games. A request stream could have audience members requesting songs for a Performing stream, a topic for a Teaching stream, or a particular artifact for the artist to make in a Making or Socializing stream.

Creative livestreams go professional

While many livestreams are run by individuals, professionally-run livestreams are also growing in popularity. Adobe, a company that produces creative software, hosts livestreams on a regular schedule multiple times a week⁴. These can be viewed on Behance or on Adobe’s Creative Cloud YouTube channel. They host two livestream series: *Adobe Live* is a Making stream that happens for 6 hours (three 2-hour sessions) three days a week, and it features guest artists usually hosted by someone who works at Adobe. *Daily Creative Challenges*

Category	Activity (# videos if >1)	Primary type of stream
Art	Multimedia production Digital drawing (4) Animation	Making Making Teaching
Beauty & Body Art	Makeup Makeup (3)	Socializing Making
Food & Drink	Cooking	Teaching
Makers & Crafting	Making foam props Sewing quilts Bead art (2) Assembling models Assembling models Woodworking Pottery	Teaching Socializing Making Making Socializing Making Making
Music & Performing Arts	Music production Music production Acting & improv games	Performing Making Performing
Science & Technology	Building a computer Programming (3) Game development (2) Talking about technology	Making Making Teaching Socializing

Table 2. Creative activities shown in a random sample of 29 livestreams from Twitch’s creative categories, and the primary type of structure each stream exhibits.

⁴[behance.net/live](https://www.behance.net/live)

is a Teaching stream that happens for 30 minutes five days a week. It complements contests organized by Adobe to teach new skills. YouTube reports these streams having between 2,000 and 8,000 views each; it does not distinguish between live and replayed views.

Adobe Live differs from most streams by featuring two people. Typically there is a host and an guest artist (Figure 3), but sometimes two artists work together. Adobe hosts different artists every week across a range of creative disciplines (e.g., graphic design, UX design, photography, video editing). Typically, the host moderates the stream, responding to chat messages and passing on questions from viewers to the artist so that the artist can focus on their work. When the stream includes two artists, they trade off hosting. The featured artists are usually practitioners, not teachers; their work mainly serves as inspirational demonstrations, while also giving the the community a chance to engage with questions and comments.

The *Daily Creative Challenges* series features one person who both reads chat messages and provides a short tutorial on a software technique. These livestreams are part of Adobe's Creative Challenges, which are contests that encourage people to use Adobe software and submit design work for prizes⁶. These streams are 30 minutes long – this is short for a livestream – and focus on instruction: explaining the challenge of the day and teaching viewers the skill of the day.

WHY & HOW DO PEOPLE STREAM CREATIVE WORK?

What motivates people to livestream creative work? What challenges do they encounter in the process, and how do these compare with streamers in other domains? We interviewed 8 creative livestreamers and found that streamers were primarily motivated by sharing and engaging with their audience. However, they find it difficult to connect with their audience while focusing on their work. Additionally, for many, livestreaming requires significant effort and behind-the-scenes preparation.

Interview methodology

We recruited 8 streamers (4 male, 4 female, ages 20-45) from personal and professional connections for one-hour semi-

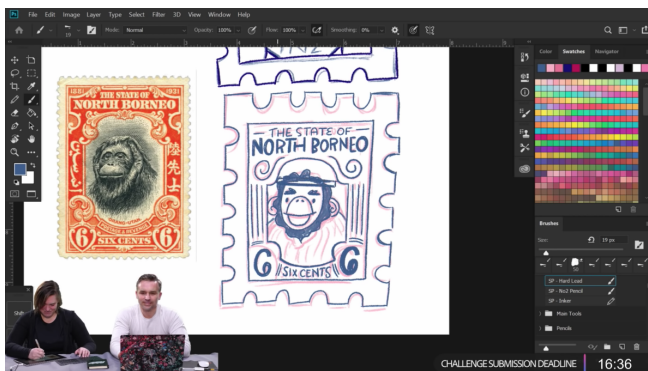


Figure 3. The *Adobe Live* series features a guest artist (bottom left) and a host (bottom right). The artist is working on a digital drawing, and the host is looking up at the live chat feed, engaging with the audience (youtu.be/yYDmQhg_1uE).

⁶behance.net/dailycreativechallenge

structured interviews. We interviewed people across creative disciplines and experience with streaming (Table 3). We asked participants about their current position and background, process and motivation for streaming, challenges and successes they have experienced, and strategies for engaging with their audience. Three of the participants also host for *Adobe Live*; we asked them about their experience hosting as well as streaming. We took notes and recorded every interview, and analyzed them by comparing participants' answers and identifying common patterns. Interviews were conducted over video chat (4), audio chat (2), or in person (2). Each participant received a \$15 gift card for their time.

About the streamers

P1 is a freelance artist who began streaming her work full-time on Twitch in 2016. For the first two years, she streamed for 20-25 hours a week and spent the rest of her time on stream-related preparation. At this commitment level, streaming was her primary source of income. Income on platforms like Twitch mainly derives from ad revenue, viewer subscriptions, and donations. Over time, this became exhausting and felt unsustainable. *P1* took a break, and now streams casually 3 times a week but not as a primary source of income. Her livestream setup includes a camera view of her face, a screencast of her work, a Stream Deck (Figure 4), and two monitors for her to see chat activity and other information.

P2 is a video editor and creator who has been making video tutorials on photo and video editing for about 7 years. He hosts a podcast where he interviews people about their creative approach and life stories. He has tried Periscope, and began streaming on YouTube when it enabled mobile streaming in 2017: casual streaming was on the rise. Occasionally he livestreams on YouTube or Instagram, answering viewer questions, teaching a particular topic, analyzing a popular video, or critiquing viewers' work. His setup comprises a camera view of his face, a screencast of his work, and a large monitor for him to see chat activity and other information.

P3 is a musician who livestreams on Facebook and Instagram (with three band members). Her streams are spontaneous and improvisational; the quartet does not play together regularly but they have a fan base that they stream to whenever they are together. These livestreams require little setup; they are broadcast from a single mobile phone either held by a friend or propped up. She also occasionally livestreams product reviews and behind-the-scenes views of her shows.



Figure 4. The Stream Deck is a programmable control pad used by many streamers, including *P1*, for easy access to common shortcuts and actions. It integrates with Open Broadcaster Software (OBS), a program used by many streamers to host their livestreams (elgato.com/en/gaming/stream-deck).




Figure 5. The technical setup for Adobe Live. (a) The artist (left) and host (right) sit in front of a green screen, with both computers connected for screencasting. (b) Behind the scenes, at least one person helps with technical support, including setup, testing, and monitoring. (c) The artist and host see a display with the live chat feed, and (d) a display showing how they currently appear in the livestream.

P4 and *P5* are hobby artists who stream digital drawing about once a month on Twitch. They both started livestreaming 2 or 3 years ago. *P5* used to stream on Picarto, and moved to Twitch about a month ago because it was easier to use and tends to attract more viewers as a better-known platform. *P5* rarely talks out loud during her streams (only when nobody else is home) and *P4* never does. Instead, they engage with viewers by typing in the chat. Neither shows their face when streaming; their setups include only a screencast of their drawing window.

P6, *P7*, and *P8* stream as part of their jobs at Adobe by hosting artists, streaming their own work, and teaching Adobe products. *P6* has been making video tutorials on photo editing for over 10 years. He briefly tried streaming on Twitch but found that his audience did not transfer over to the new platform. He has been streaming with Adobe for approximately 6 months. *P7* taught courses and training programs on design and illustration software for many years. He has been working at Adobe for 9 years, and streaming with Adobe for about 4 years. *P8* is a designer and trained illustrator and has been streaming with Adobe for 4 years. Before joining Adobe, she used to occasionally stream her art process on Twitch. By virtue of livestreaming professionally, all three participants have fairly sophisticated technology setups, including a camera view of their face in front of a green screen, a screencast of their computer, several displays for them to see chat activity and other information, and sometimes additional cameras (Figure 5).

Findings

Audience engagement is a primary goal for streamers

Like with gaming [6, 20] and culture-sharing [15] livestreams, audience engagement is important to creative streamers. All participants said they engage with their audience during streams, despite their different personalities and streaming styles. When asked about their main motivation for livestreaming, participants mentioned creating a space for people to hang out together, building an audience, sharing their process with others, and engaging in meaningful conversations.

When asked for an example of a rewarding or enjoyable moment, every participant mentioned audience engagement in some way. Three participants mentioned feeling rewarded by gratitude from viewers for inspiration and community. This inspiration goes both ways: *P5* mentioned that she has received valuable feedback from a viewer that helped improve her own work. Two participants valued that “*there’s something more authentic about [livestreaming] ... it allows me to just be myself more authentically and people can pick up on that, they can understand what you’re really about in a way that you just can’t express via [other modalities]*” (*P2*). “*There are really no mistakes, there’s just honesty*” (*P3*).

A key difference between gaming and creative livestreams affecting engagement is the scale of the audience. The average live audience size for our participants ranged from about 5 to 1000, with most sitting at the lower end. Popular streamers of video games such as Fortnite or League of Legends often average audiences of between 2000 and 40,000. This means that creative streamers often feel a tighter personal connection with their viewers, while viewers of gaming streams tend to mostly interact with each other, as the chat goes too quickly for the streamer to keep up [9, 12].

P7 expressed a desire to offer the audience more diverse interactive experiences beyond just text chat. Currently, gaming livestreams sometimes host “audience participation games” [3]. *P1* often organizes games during livestreams, such as contests with prizes, voting on what she should do next, or “prompt games” where viewers contribute ideas. *P4* did a “request stream”, where he drew whatever viewers requested, and *P2* often runs Q&A-form streams, where he will open an application and just let the audience ask questions. As he put it, “*I want to do what they want to do.*” Adobe Live often has giveaways for audience participation, and Adobe hosts a *Daily Creative Challenge*. This kind of engagement “*make[s] it a collaborative thing*” (*P6*), increasing audience investment.

	Role	Content	Skill	Frequency	Platform	Primary type	Moderators
<i>P1</i>	Freelance Digital Illustrator	Digital Illustration	Expert	3 times / week	Twitch	Making	Yes
<i>P2</i>	Video Editor & Educational Content Maker	Q&A, Analyzing Videos	Expert	Occasional	YouTube, Instagram	Teaching	Yes
<i>P3</i>	Artist / Musician	Music Improvisation	Expert	Occasional	Facebook, Instagram	Performing	No
<i>P4</i>	Drawing Hobbyist	Digital Drawing	Intermediate	Monthly	Twitch	Making	No
<i>P5</i>	Drawing Hobbyist	Digital Drawing	Intermediate	Monthly	Twitch, previously Picarto	Making	No
<i>P6</i>	Adobe XD Evangelist	UX Design	Expert	Daily - Weekly	YouTube, Facebook, previously Twitch	Teaching/Making	Yes
<i>P7</i>	Adobe XD Evangelist	UX & Graphic Design	Expert	3 times / week	YouTube, Periscope, Facebook	Teaching/Making	Yes
<i>P8</i>	Adobe Designer	UX & Graphic Design	Expert	Daily - Weekly	YouTube, previously Twitch	Teaching/Making	Yes

Table 3. Self-reported background information about the eight creative livestreamers we interviewed. “Skill” refers to the streamer’s skill at the type of creative work they stream. After interviewing the streamers, we determined the structure type of their most frequent streaming style.

One emerging practice is livestreaming portfolio critiques. Like a call-in radio show or newspaper advice column, a few people get direct feedback, and many people benefit through over-the-shoulder learning. This form of learning can be extremely beneficial [14]; it is notable that there is a streaming audience that seeks it out. Similar to shows and columns, streamers have the challenge of selecting which submission(s) to critique. *P2* initially handled this with chat but was quickly overwhelmed by the number of messages. To address this, he found and installed a widget⁷ to help him select submissions and allow users to pay a small amount to have their work critiqued. While valuable, it takes time and effort to manage such tools. This also exacerbates streaming's already "fragmented technology ecosystem" [15].

Aside from the three Adobe participants who stream as part of their jobs, none of the participants currently stream as a major income source. Though these participants were not primarily motivated by monetary gain, two mentioned that it was a significant secondary benefit, e.g., *P4* said, "*it doesn't matter how good my work gets if I don't actually market myself.*" Many streamers in other domains (especially video games) also aim to grow their audience and make money [20]. *P1*'s sought to eventually be a self-sustaining artist; she emphasized that her primary goal was building the audience and creating a positive community; "*I believe that the audience brings [financial benefits].*" *P3* wished it was easier for viewers to donate. Compensation is possible on some platforms (e.g., Twitch) but requires configuration.

Moderators & hosts alleviate common challenges for artists

A big part of engaging with the audience is interacting via the chat window with viewers' questions, comments, and feedback. Most participants said they sometimes have trouble keeping up with the chat as it requires switching focus from their creative work. This split-attention challenge echoes previous findings for programming [2] and culture-sharing [15] streams. *P5* even said, "*I usually put a warning beforehand that I'm not the most talkative while I'm drawing but I try to check up on the chat as often as I can.*" For *P3* who streams on a smartphone, it is even harder to pay attention to chat, as it requires stopping her performance and coming up close to the camera.

Moderators are one way to alleviate this challenge for viewers. In large gaming livestreams, trolling is common; many streamers have dedicated moderators whose main role is to ban or time-out people posting inappropriate content and enforce a streamer's community guidelines [13, 24, 25, 30]. Trolls are seen less often in smaller livestreams, yet still appear; 5/8 participants have dedicated moderators. As prior work has shown [13, 25, 30], employing successful moderators requires significant preparation; streamers must work with moderators to develop guidelines, and they must constantly work to make sure their judgments align. *P1* and *P2* echoed these challenges: *P1* has spent significant time making a document of guidelines for her moderators. *P2* has not, and as a result finds that their judgments do not always align: "*They might want to ban*

someone that I think is fine, or they might not ban someone that I think should be banned."

While moderators can help enforce basic rules and keep the chat constructive, they usually do not support streamers' *engagement* with their audience. Viewers often have questions, feedback, and suggestions for the streamer; these are easily missed. Some moderators do engage in the chat [30] but they require training in order to answer questions on behalf of the streamer (e.g., *P1*'s moderators). In addition, some streamers find it difficult to talk out loud to their viewers: both *P4* and *P5* said they would like to have others to talk with, as they did not want to fill the silence alone; "*I'm mostly intimidated by the idea of me having to fill a lot of void space*" (*P4*). While *P4* used Discord and *P5* sometimes used join.me for voice chat, these require extra work on the part of the streamer, and sit outside of the main livestream platform.

A different facilitation role that Adobe streams employ to address these challenges are *hosts*. Adobe Live streams feature paid hosts who keep the artist and audience engaged, help artists feel confident, and help them focus on their work. The host watches chat messages come in, says hi and responds out loud to viewers' messages, and decides which of viewers' questions to ask to the artist. As *P7* put it, the host is the "*representative for the chat.*" Hosts strive to keep viewers engaged by asking the chat questions and including viewers' names when they respond to them. Hosts also strive to keep the *artist* engaged and talking. As *P6* put it, "*the last thing you want is dead silence.*" This can be difficult when the artist is shy or quiet, so hosts have picked up tricks such as asking the artist questions about themselves, choosing questions from the chat that are likely to start a conversation, and switching the feed briefly over to their computer to show a relevant tip or trick.

Different platforms bring different audiences

Some participants stream on multiple platforms. Some start streaming on one platform and then switch to another. This brought up interesting trade-offs between different types of livestreaming platforms. Besides mobile platforms being simpler than desktop, different platforms also bring different audiences. *P6* and *P8* used to stream on Twitch before Adobe's livestreaming community started. They explained that Twitch is a general-purpose platform dedicated to livestreaming. It attracts people who generally enjoy livestreams and may be interested in creative work but are less often professional. On Twitch it's harder to attract people who are less familiar with livestreams, perhaps because of unique specific features such as "emotes"; as *P1* explained, "*if you are in the ecosystem you're really happy with it, and if you're not in the ecosystem it's bizarre.*"

Adobe Live is an example of a professionally-managed livestream aimed at a company's customers. As a result, it tends to attract aspiring designers and creatives who use the software being shown and want to learn how to produce better work. It also attracts more people who are not familiar with livestreaming, as it is shown on platforms that also include other forms of media (Behance and YouTube). A challenge with platforms like this is that "*people might not really get ... why watch a livestream*" (*P2*), as it is not yet widely understood.

⁷ streamlabs.com/widgets

Finally, platforms like Picarto focus specifically on *creative* livestreaming. These attract viewers dedicated to the topic, which can make conversations more focused. The challenge with specific platforms like these (at least in an era where the phenomenon is still growing) is that fewer people have heard of them, so it can be harder to attract viewers. For this reason, *P5* switched to Twitch. Indeed, Picarto generally has 100-200 streams live at any given time, which is considerably less than the Art section alone on Twitch (which has over 300).

The type of creative work being done also affects the audience. For participants who do visual art such as drawing or use creative software, their streams tend to be of the Making or Teaching type, and their audiences mainly comprise other artists or people interested in learning the skill. For *P3* who streams Performing content on Facebook, her audience mainly consists of friends and fans. These viewers enjoy watching the performance and being a part of live music, but are not necessarily looking to learn music themselves.

Amount of preparation depends on stream type & preferences
While gaming livestreamers can simply turn on their screen-cast and begin playing a game, creative streaming often requires more preparation. 6/8 participants said they prepare before beginning a livestream. Four of these primarily run Teaching streams; the other two primarily run Making streams. For Teaching streams (*P2*, *P6*, *P7*, and *P8*), the streamers spend time before the stream going over what they will show. For Making streams, *P1* and *P5* spend time on the early stages of their creative work. In addition to preparing content, livestreaming (especially on desktop platforms) also requires technical setup. Most participants who stream on desktop platforms said this takes time: setting up cameras and microphones, organizing windows across multiple displays, and testing the output.

Most Teaching streams require some content preparation, much like how course instructors make lesson plans. Socializing streams likely require little-to-no preparation, as the content of these streams is mainly driven by conversation with viewers. For example, *P2* sometimes streams casual Q&A streams on Instagram, enjoying their spontaneous nature: “*you just go live.*” For Making and Performing, preparation time depends on the streamer. Some streamers also announce beforehand when they will stream so that viewers can plan to tune in. For casual Performing streams like *P3*’s, all she has to do is turn on the camera and position it. But rehearsed performances require practice beforehand. *P4* said he typically only plans his Making streams 5 minutes before starting, and will start drawing from scratch on the stream. *P8*, who used to do more Making streams, also did not prepare: “*it’s as if I am opening up my sketchbook and my friends are there.*” Other Making streamers like *P1* and *P5* prefer to start their work before beginning a stream.

Several participants emphasized that some activities make for more engaging livestreams than others. Both *P1* and *P5* said their streams are most successful when they do initial sketching beforehand, then spend the stream filling it in and coloring. This is because the early ideation stages involve more problem-solving and deep thinking: “*to be able to put*

that full energy ... to get through the failures and to find the successes – I can’t multitask it.” *P5* also felt this early stage was less appealing for audiences: “*For a long while they’re going to have to look at a blank sheet of white ‘paper’ so they don’t really see the sketches right away ... I think that loses their attention.*” *P2*, when asked why he doesn’t livestream his video editing process, he said he tried it but it was too difficult to focus: “*when you’re video editing you need to listen to music and focus ... when you’re streaming you need to be engaging with the chat.*” This echoes previous findings for knowledge-sharing [17] and programming [2] streams; streamers often prepare beforehand to ensure that the content being streamed will be entertaining for viewers and will not require too much focus on the streamer’s part.

Permanence of livestream archives affects performance

We found that the ability to archive livestreams significantly affects how streamers perform. Several interviewees mentioned that attentiveness to viewers of a future recording influenced their choices in the moment. *P7* said he sometimes records learning-focused livestreams that are meant to be useful as re-plays, and he interacts less with viewers during those streams. *P2* often deletes or hides his completed livestreams because they look less polished than his regular tutorial videos. *P4* and *P5* don’t archive their videos, as “[*livestreaming is*] *more of a in-the-moment [thing]*” (*P5*).

WHY DO PEOPLE WATCH CREATIVE LIVESTREAMS?

Every livestream needs an audience. To understand the motivations and challenges of viewers, we conducted three surveys over 1.5 years with 165 people: two with *Adobe Live* viewers; one with viewers of any creative livestreams on the Web. All three surveys were voluntary. We found that creative livestream viewers watch streams primarily for *learning* and *inspiration*; community engagement and entertainment were also popular reasons for watching streams. Compared with prior work on livestream viewers in other domains, inspiration is a much more prominent theme in these survey responses.

Survey methodology

The first survey with *Adobe Live* viewers (*S1*) was posted periodically in the chat and overlaid on the stream for four months (August - December 2017). It asked about viewers’ experience with creative software, the reasons they watch creative livestreams, what other creative livestreams they watch besides *Adobe Live*, and how *Adobe Live* streams could be improved. 98 people completed this survey.

A year later, *Adobe Live* had changed considerably: more frequent streams, more audience interaction, and wider and more regular marketing. In January 2019, we conducted *S2* to gain additional insights about viewer motivations and challenges, focusing especially on the live chat experience. The survey was sent directly to previous winners of *Adobe’s Daily Creative Challenges* who also showed up regularly in past chat logs of *Adobe* streams. 41 people completed this survey.

Finally, to zoom out and capture a broader range of creative livestream viewers, we conducted a third survey (*S3*) with viewers of creative livestreams on *any* platform. The survey was disseminated with a snowball method, via the researchers’

personal social media accounts. Participants were required to have viewed creative livestreams before, which were defined as “activities such as visual art (drawing, painting, etc.), crafts, music performance, cooking, DIY projects, programming, etc.” This survey asked viewers about the streams they watch, motivations for watching them, examples of things they learned from them, what else they do while watching, and on which platforms they watch. 26 people completed this survey.

What do people watch, and where?

The most popular platform overall was YouTube (74), with Twitch second (30) (Table 4). This is likely skewed by the fact that *Adobe Live* is on YouTube. *S3* had a smaller sample size but found YouTube and Twitch to be equally popular.

S3 respondents listed content genres they frequently watch live. Categories that came up more than once were programming (11/26), cooking (6/26), digital art (*i.e.*, digital painting, photo editing) (5/26), music (4/26), physical artwork (*i.e.* drawing, painting) (3/26), 3D modeling (2/26), and DIY (2/26).

Viewers watch for learning and inspiration

Viewers responded similarly about motivations in all three surveys. Despite the differences in sample sizes and populations, this suggests that *Adobe Live* viewers’ responses may often align with viewers more broadly. Across all three surveys, learning was the most common reason people chose for watching creative livestreams (Figure 6). While learning has also been found to be an important goal for viewers in other domains such as gaming, the primary goal most often cited in prior work is entertainment [1, 2, 8, 15, 17, 29]. This difference may be due to the prevalence of Teaching livestreams in creative communities.

Almost all free-form elaborations on viewer motivation mentioned learning. Unlike tutorials and lecture videos, livestreams offer direct interaction with the streamer and other viewers, improving the learning experience [2, 15]. In this way they go beyond just learning content and catalyze “mentorship communities” of people with similar interests [2]. Learners can follow along like an apprentice in a studio, asking questions in the moment. This ability to see authentic, worked examples from start to finish reveals how the streamer makes decisions and recovers from errors [2]. Viewers often use the knowledge and techniques they learn from creative livestreams to inform their own work, as many *S1* respondents stated in free-form responses. *S3* asked for specific examples; 50% of respondents provided one. They include adopting new techniques such as photo editing operations, trying out a streamer’s

creative style for things like musical playing or code commenting, and learning how to achieve a specific goal like fixing a hole in a sweater.

In addition to learning, many also reported watching for inspiration / motivation. With one exception [1], primary work has not reported inspiration as a goal. Cheung & Huang [1] describe “the Inspired” as one of nine personas for gaming livestream viewers; watching someone stream the game inspires them to play it themselves. However, a large majority of gaming stream viewers watch for entertainment, learning, or providing commentary. While inspiration can be beneficial in many genres, we believe it is especially salient in creative livestreams due to inspiration’s value for creative work [7].

In both *S1* and *S3*, inspiration was the second most popular motivation for watching creative livestreams. In addition, 27% (26/98) of *S1* respondents specifically mentioned inspiration or motivation in free-form responses. 10% (10/98) also mentioned that the videos helped increase their own motivation and confidence as artists. As one respondent explained, “[1] like watching artists work because it takes the mystery out of what they do.” Another said, “Watching experts make mistakes gives me confidence.”

Viewer motivations for watching creative livestreams

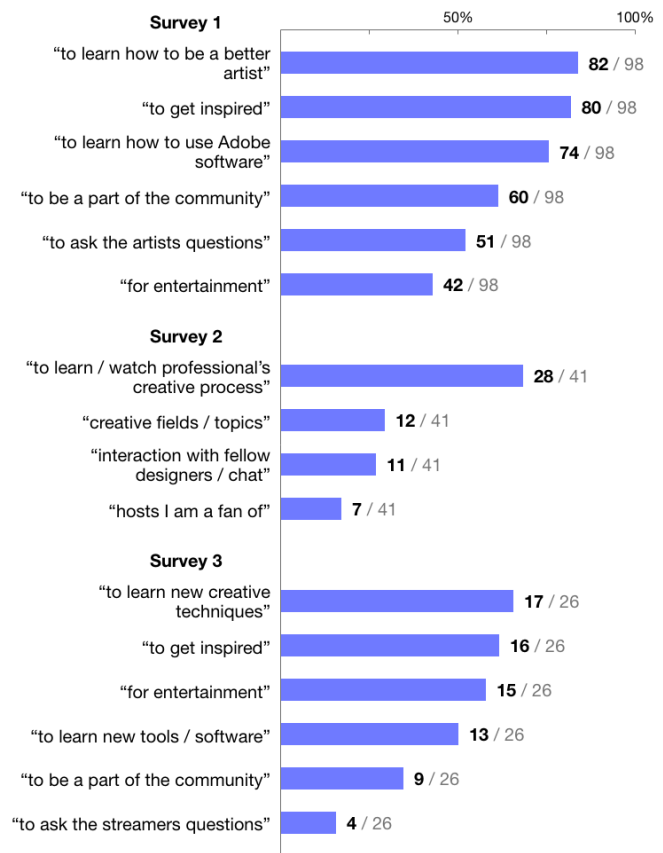


Figure 6. All three surveys asked why people watch creative livestreams, allowing them to select all answers that applied from a list. This figure shows all responses chosen by at least 15% of respondents in each survey.

	Survey 1 n = 98	Survey 2 n = 41	Survey 3 n = 26	Total n = 165
YouTube	40	17	17	74
Twitch	9	4	17	30
Facebook	5	4	4	13
Periscope	1	1	2	4
Instagram	-	-	6	6
Phlearn	2	-	-	2

Table 4. All platforms listed more than once in at least one survey by respondents when asked where they watch creative livestreams.

Creative work is often a solo activity, and its nebulous nature can make it hard to stay motivated as an artist, often causing creative “blocks” such as writer’s block. Watching someone else work can motivate viewers to keep going, as well as give them new ideas to try. Respondents in all three surveys mentioned this in free-form responses. For example, one *S1* respondent said they watch livestreams for “*getting myself inspired and hyped before I start working.*” An *S3* participant said, “*It’s fun seeing someone else’s creative process, and usually motivates me to do my own side projects.*”

Viewers also watch for community and entertainment

People watch all kinds of livestreams for entertainment [1, 2, 8, 17, 29]. It may be the streamer’s personality or style, the chat, or the content itself. People also watch livestreams for community. Viewers often feel emotionally attached to the streamer [9, 29], enjoy connecting and conversing with other viewers [8, 15, 16], and enjoy being able to influence the streamer’s content or process in real time [17]. Livestream communities often lead to longer-term chat groups on other platforms [2, 17].

All three surveys found community and entertainment to be secondary motivations (Figure 6), showing that these are also important motivators for creative livestream viewers. Several *S1* respondents valued the company of other creative people while they worked alone. To investigate this further, Surveys 2 and 3 asked what people do while watching livestreams (multiple choice). 68% (28/41) of *S2* respondents said they watch while doing creative work. 69% (18/26) of *S3* respondents said they watch while working on something, and 31% (8/26) said they work on a similar task as the streamer. In this way, creative livestream communities offer a virtual co-working space for people who would otherwise be working alone.

Respondents in all surveys specifically mentioned that the *combination* of learning and entertainment was what drew them to livestreams. This echoes Lu *et al.*’s findings with knowledge-sharing streams [17]: they are appealing because they disseminate knowledge in a more relaxed, casual way than tutorials or lecture videos.

What are the challenges for viewers?

S1 and *S2* asked how the viewing experience might be improved. The most popular suggestions had to do with interactivity and engagement between the streamers and the chat. 17% (7/41) of *S2* respondents said their questions often get lost in the chat. Busy chat feeds are a problem in other types of livestreams as well [18], but can be especially frustrating for viewers seeking to learn and ask questions. Two respondents in *S1* wished that hosts would interact more with the chat, and three others emphasized hosting skill, saying that the best hosts are able to keep the conversation interesting and interact meaningfully with the audience. Two respondents in *S2* wished there were more ways to involve the chat, *e.g.*, through quizzes or polls. Finally, several respondents mentioned that the experience watching replays could be improved; one *S1* respondent said a summary document with important links and tips could help with reviewing the stream later, and three *S2* respondents wished they could view the chat and somehow

be involved in the stream when watching replays. This agrees with Lu *et al.*’s findings [16] that it can be hard to learn from a stream after the fact, as navigation options are usually limited.

OPEN QUESTIONS AND OPPORTUNITIES

This paper’s surveys and interviews uncovered the many goals and motivations streamers and viewers have for creative livestreams. We also found that existing platforms do not support all these goals or offer help when goals conflict. We highlight areas for future research by asking three open questions.

How might creative livestreams better engage viewers?

In line with prior work, we found that creative streamers primarily interact with audiences through live text chat. Most interview participants mentioned difficulty keeping up with this chat, even though these streams are generally much smaller than video gaming streams. Sometimes, conflicting viewer goals can hinder the chat experience. Learners’ questions can get lost in the many lines of text written by viewers who are there for social engagement. Streamers often enhance chat interaction using chat bots (one popular example is Nightbot⁸) and install widgets to provide contests and other interactivity, but these take extra work to create, integrate, and manage.

Augment chat functionality

One approach for enhancing streamer-audience engagement might be to provide separate channels for different types of chat (as one *S2* participant suggested). For example, learners could post questions in one channel while social banter happens in another.

Another approach could be to design more ways for viewers to communicate beyond text. Novel livestreaming interfaces allow audiences to participate in video games alongside a streamer, by drawing directly on the streamer’s screen to suggest moves and voting on the streamer’s next move [12], or even participating directly in the game as a side character [3]. Creative livestreams may especially benefit from similar interactions. For example, viewers could annotate a streamer’s work directly to ask a question about a particular section or provide feedback. Streaming platforms could also make it easier for streamers to set up polls without needing to spend too much extra time preparing them (*e.g.*, detecting when the streamer poses a question and automatically creating a poll).

Democratize the role of a host

As our interviews demonstrated, having an extra person present on a stream as a host can be immensely helpful for artists. Having someone always watching the chat can alleviate this responsibility from the streamer when there are a large number of viewers, but even when viewership is small, having someone to ask questions and engage the artist in discussion can help keep a stream interesting. While moderators can address some of these challenges, by current conventions they typically do not, and not all streamers have the time or experience to find and train reliable helpers (*e.g.*, *P2*). How might we democratize the experience of having supportive hosts or facilitators?

⁸ nightbot.tv

One solution could be to take advantage of the auditory modality to mitigate the limited attention and screen space that streamers have when focusing on creative work. *P4* suggested a text-to-voice service to read out chat messages so he doesn't have to look up from his work to answer questions, but noted that such a service would need to understand his own preferences so it could appropriately "triage" the chat, highlighting only important or relevant questions and comments. Such a tool might also help streamers feel more like they are participating in a conversation rather than one-way communication.

Another challenge is to create tools to help streamers troubleshoot their technical setup in lieu of trusted moderators or hosts. While streaming from mobile platforms has become as easy as pressing "go live," many interview participants described spending a lot of time experimenting with technical settings to ensure that screencasts and camera views are clear and detailed, audio is on and good quality, and background music is at an appropriate volume. Three interview participants mentioned that a system that could automatically help with this setup (or give feedback on the quality of their setup) would save substantial time and effort.

Allow searching by goal

Future work might explore how to match audiences to the right streams in the first place, like Sjöblom *et al.* suggest for gaming [27]. Current platforms typically allow viewers to find streams based on textual metadata, like the category and title. Platforms could allow streamers to make their goals for a stream explicit and searchable, so that those seeking to learn new skills could easily find Teaching streams, and those seeking to hang out with others could directly visit Socializing streams. In addition, platforms could enable or disable different modes of audience interaction depending on a stream's goals. Future research could explore what kinds of audience interaction best benefit different types of streams.

How might we make creative work more "performable"?

Several interview participants mentioned that they were not comfortable streaming certain parts of their creative process, because they worried it would not engage the audience, or because it required their full focus. They would instead work on these parts offline to prepare for streams. Programming streamers face a similar tension between sharing their realistic process (including difficult and less-exciting parts like debugging) and keeping the audience entertained [2]. Some artists (like *P4*) are comfortable sharing their entire process from the beginning. For many viewers, it can be inspiring and educational to watch an artist go through the early ideation stages, but these parts of the process may need extra work to explain to audiences, as they feature a lot of internal reflection and messy iteration [22]. It is possible that more automated facilitation (as discussed previously) may allow artists to focus more on their work when it needs their full attention. How else might livestreaming platforms better support sharing all parts of the creative process? Are there ways to make the early stages of creative work more "performable" for audiences?

How might we support watching livestream archives?

On some platforms, such as Instagram, livestreams disappear shortly after they finish. On others, like YouTube and Facebook, they are re-playable archives that show up in search results alongside other videos. In between, platforms like Twitch archive videos for a limited time (14 or 60 days depending on account type); these archives are rarely re-watched [10], as the affordances for finding them are limited. While popular livestreams on YouTube continue to accrue views after they are archived, several survey participants mentioned the viewer experience is poor because the videos are long, have limited navigation, and include long periods of downtime and conversation with the then-live chat [16]. Twitch viewers can create "clips" and streamers can create "highlights" of interesting moments, but they must remember to do so, and such moments can seem out-of-context when viewed on their own.

To make the most of the knowledge and experiences shared in creative livestreams, future work might explore how livestream archives could be more interactive and navigable. A relevant example is StreamWiki [16], where viewers collaboratively summarize a stream as it occurs. What might such a summary look like for a creative stream? How can we capture the moments of insight and inspiration for archive viewers without requiring them to watch all the downtime and unrelated conversation? In addition, live summarization would be useful for both replays and viewers entering a stream in the middle. Automatic summary could help viewers catch up quickly and help them get a sense of whether a stream fits their goals.

CONCLUSION

This paper presented the first broad look at creative livestreams, a growing medium where artists share their creative process live online. We conducted a content analysis of livestream archives, interviews with 8 streamers, and online surveys with 165 viewers. Four common types of creative livestreams emerged: Teaching, Making, Socializing, and Performing. Varying streamer and viewer goals accompany each. Finally, we proposed open questions for future work to better understand and support creative livestream communities. These communities have exploded in popularity, and as they continue to grow it will be important to design platforms to support their needs. We believe that telepresent creative work will only get bigger from here, as people have more ways than ever to share their passions with the world.

ACKNOWLEDGMENTS

We thank Tricia Ngoon, Kandarp Khandwala, and Nicolas La-polla for their help with livestream analysis, and our study participants for their insights. This work was supported in part by NSERC, Adobe Research, and NSF award #1735234.

REFERENCES

- [1] Gifford Cheung and Jeff Huang. 2011. Starcraft from the stands: understanding the game spectator. In *Proceedings of the 2011 annual conference on Human factors in computing systems - CHI '11*. ACM Press, New York, New York, USA, 763. DOI: <http://dx.doi.org/10.1145/1978942.1979053>

- [2] Travis Faas, Lynn Dombrowski, Alyson Young, and Andrew D. Miller. 2018. Watch Me Code: Programming Mentorship Communities on Twitch.tv. *Proceedings of the ACM on Human-Computer Interaction* 2, CSCW (nov 2018), 1–18. DOI: <http://dx.doi.org/10.1145/3274319>
- [3] Seth Glickman, Nathan McKenzie, Joseph Seering, Rachel Moeller, and Jessica Hammer. 2018. Design Challenges for Livestreamed Audience Participation Games. In *The Annual Symposium on Computer-Human Interaction in Play Extended Abstracts - CHI PLAY '18*. ACM Press, New York, New York, USA, 187–199. DOI: <http://dx.doi.org/10.1145/3242671.3242708>
- [4] Lassi Haaranen and Lassi. 2017. Programming as a Performance: Live-streaming and Its Implications for Computer Science Education. In *Proceedings of the 2017 ACM Conference on Innovation and Technology in Computer Science Education - ITiCSE '17*. ACM Press, New York, New York, USA, 353–358. DOI: <http://dx.doi.org/10.1145/3059009.3059035>
- [5] Oliver L. Haimson and John C. Tang. 2017. What Makes Live Events Engaging on Facebook Live, Periscope, and Snapchat. In *Proceedings of the 2017 CHI Conference on Human Factors in Computing Systems - CHI '17*. ACM Press, New York, New York, USA, 48–60. DOI: <http://dx.doi.org/10.1145/3025453.3025642>
- [6] William A. Hamilton, Oliver Garretson, and Andruid Kerne. 2014. Streaming on twitch: fostering participatory communities of play within live mixed media. In *Proceedings of the 32nd annual ACM conference on Human factors in computing systems - CHI '14*. ACM Press, New York, New York, USA, 1315–1324. DOI: <http://dx.doi.org/10.1145/2556288.2557048>
- [7] Scarlett R. Herring, Chia-Chen Chang, Jesse Krantzler, and Brian P. Bailey. 2009. Getting inspired!: understanding how and why examples are used in creative design practice. In *Proceedings of the 27th international conference on Human factors in computing systems - CHI 09*. ACM Press, New York, New York, USA, 87. DOI: <http://dx.doi.org/10.1145/1518701.1518717>
- [8] Zorah Hilvert-Bruce, James T. Neill, Max Sjöblom, and Juho Hamari. 2018. Social motivations of live-streaming viewer engagement on Twitch. *Computers in Human Behavior* 84 (jul 2018), 58–67. DOI: <http://dx.doi.org/10.1016/j.chb.2018.02.013>
- [9] Mu Hu, Mingli Zhang, and Yu Wang. 2017. Why do audiences choose to keep watching on live video streaming platforms? An explanation of dual identification framework. *Computers in Human Behavior* 75 (oct 2017), 594–606. DOI: <http://dx.doi.org/10.1016/j.chb.2017.06.006>
- [10] Adele Lu Jia, Siqi Shen, Dick H. J. Epema, and Alexandru Iosup. 2016. When Game Becomes Life: The Creators and Spectators of Online Game Replays and Live Streaming. *ACM Transactions on Multimedia Computing, Communications, and Applications* 12, 4 (aug 2016), 1–24. DOI: <http://dx.doi.org/10.1145/2957750>
- [11] Joy Kim, Maneesh Agrawala, and Michael S. Bernstein. 2017. Mosaic: Designing Online Creative Communities for Sharing Works-in-Progress. In *Proceedings of the 2017 ACM Conference on Computer Supported Cooperative Work and Social Computing - CSCW '17*. ACM Press, New York, New York, USA, 246–258. DOI: <http://dx.doi.org/10.1145/2998181.2998195>
- [12] Pascal Lessel, Alexander Vielhauer, and Antonio Krüger. 2017. Expanding Video Game Live-Streams with Enhanced Communication Channels: A Case Study. In *Proceedings of the 2017 CHI Conference on Human Factors in Computing Systems - CHI '17*. ACM Press, New York, New York, USA, 1571–1576. DOI: <http://dx.doi.org/10.1145/3025453.3025708>
- [13] Claudia Lo. 2018. *When All You Have is a Banhammer: The Social and Communicative Work of Volunteer Moderators*. Master's thesis. Massachusetts Institute of Technology. <https://cmsw.mit.edu/banhammer-social-communicative-work-volunteer-moderators/>
- [14] Angélica López, Maricela Correa-Chávez, Barbara Rogoff, and Kris Gutiérrez. 2010. Attention to instruction directed to another by U.S. Mexican-heritage children of varying cultural backgrounds. *Developmental Psychology* 46, 3 (2010), 593–601. DOI: <http://dx.doi.org/10.1037/a0018157>
- [15] Zhicong Lu, Michelle Annett, Mingming Fan, and Daniel Wigdor. 2019. "I feel it is my responsibility to stream": Streaming and Engaging with Intangible Cultural Heritage through Livestreaming. In *CHI Conference on Human Factors in Computing Systems Proceedings (CHI 2019), May 4-9, 2019, Glasgow, Scotland UK (To appear)*. ACM, New York, NY, USA. DOI: <http://dx.doi.org/10.1145/3290605.3300459>
- [16] Zhicong Lu, Seongkook Heo, and Daniel J. Wigdor. 2018a. StreamWiki: Enabling Viewers of Knowledge Sharing Live Streams to Collaboratively Generate Archival Documentation for Effective In-Stream and Post Hoc Learning. *Proceedings of the ACM on Human-Computer Interaction* 2, CSCW (nov 2018), 1–26. DOI: <http://dx.doi.org/10.1145/3274381>
- [17] Zhicong Lu, Haijun Xia, Seongkook Heo, and Daniel Wigdor. 2018b. You Watch, You Give, and You Engage: A Study of Live Streaming Practices in China. In *Proceedings of the 2018 CHI Conference on Human Factors in Computing Systems - CHI '18*. ACM Press, New York, New York, USA, 1–13. DOI: <http://dx.doi.org/10.1145/3173574.3174040>
- [18] Matthew K. Miller, John C. Tang, Gina Venolia, Gerard Wilkinson, and Kori Inkpen. 2017. Conversational Chat Circles: Being All Here Without Having to Hear It All. In *Proceedings of the 2017 CHI Conference on Human*

Factors in Computing Systems - CHI '17. ACM Press, New York, New York, USA, 2394–2404. DOI: <http://dx.doi.org/10.1145/3025453.3025621>

- [19] Bill Moorier. 2015. Introducing Twitch Creative. (2015). <https://blog.twitch.tv/introducing-twitch-creative-fbfe23b4a114>
- [20] Anthony J. Pellicone and June Ahn. 2017. The Game of Performing Play: Understanding Streaming as Cultural Production. In *Proceedings of the 2017 CHI Conference on Human Factors in Computing Systems - CHI '17*. ACM Press, New York, New York, USA, 4863–4874. DOI: <http://dx.doi.org/10.1145/3025453.3025854>
- [21] Tom Robertson. 2018. Introducing Tags and New Categories: New Ways to Discover Streamers on Twitch. (2018). <https://blog.twitch.tv/introducing-tags-and-new-categories-33744ef7b04f>
- [22] Donald A. Schoen. 1983. *The reflective practitioner: how professionals think in action*. Basic Books. 374 pages. https://books.google.com/books/about/The_Reflective_Practitioner.html?id=ceJIWay4-jgC
- [23] Donald A. Schoen. 1985. *The design studio: An exploration of its traditions and potentials*. RIBA Publications for RIBA Building Industry Trust. 99 pages. <https://www.abebooks.com/9780947877453/Design-Studio-Exploration-Traditions-Potentials-0947877452/plp>
- [24] Joseph Seering, Robert Kraut, and Laura Dabbish. 2017. Shaping Pro and Anti-Social Behavior on Twitch Through Moderation and Example-Setting. In *Proceedings of the 2017 ACM Conference on Computer Supported Cooperative Work and Social Computing - CSCW '17*. ACM Press, New York, New York, USA, 111–125. DOI: <http://dx.doi.org/10.1145/2998181.2998277>
- [25] Joseph Seering, Tony Wang, Jina Yoon, and Geoff Kaufman. 2019. Moderator engagement and community development in the age of algorithms. *New Media & Society* (jan 2019), 146144481882131. DOI: <http://dx.doi.org/10.1177/1461444818821316>
- [26] Max Sjöblom and Juho Hamari. 2017. Why do people watch others play video games? An empirical study on the motivations of Twitch users. *Computers in Human Behavior* 75 (oct 2017), 985–996. DOI: <http://dx.doi.org/10.1016/j.chb.2016.10.019>
- [27] Max Sjöblom, Maria Törhönen, Juho Hamari, and Joseph Macey. 2017. Content structure is king: An empirical study on gratifications, game genres and content type on Twitch. *Computers in Human Behavior* 73 (aug 2017), 161–171. DOI: <http://dx.doi.org/10.1016/j.chb.2017.03.036>
- [28] John C. Tang, Gina Venolia, and Kori M. Inkpen. 2016. Meerkat and Periscope: I Stream, You Stream, Apps Stream for Live Streams. In *Proceedings of the 2016 CHI Conference on Human Factors in Computing Systems - CHI '16*. ACM Press, New York, New York, USA, 4770–4780. DOI: <http://dx.doi.org/10.1145/2858036.2858374>
- [29] Donghee Yvette Wohn, Guo Freeman, and Caitlin McLaughlin. 2018. Explaining Viewers' Emotional, Instrumental, and Financial Support Provision for Live Streamers. In *Proceedings of the 2018 CHI Conference on Human Factors in Computing Systems - CHI '18*. ACM Press, New York, New York, USA, 1–13. DOI: <http://dx.doi.org/10.1145/3173574.3174048>
- [30] Donghee Yvette Wohn. 2019. Volunteer Moderators in Twitch Micro Communities: How They Get Involved, the Roles They Play, and the Emotional Labor They Experience. In *Proceedings of the 2019 CHI Conference on Human Factors in Computing Systems - CHI '19*. ACM Press, New York. DOI: <http://dx.doi.org/10.1145/3290605.3300390>